

Existing: Aurex / Ceam / Express Cycloidal / Express E type / Fermator / IGV / Klefer / Monitor / Otis 6970 / Otis 09550T / Otis 09550CC / Otis MRDS / Otis Techna / Prisma / Schindler QKS8 / QKS9 / QKS11 / Varidor10 / Selcom 3201 / Sematic 2000 / Slycma

Company: Contact:
 Site Name: Email:
 Date: Tel:

Existing Door Equipment Detail

Existing Car Door Manufacturer: Model:

Door Detail

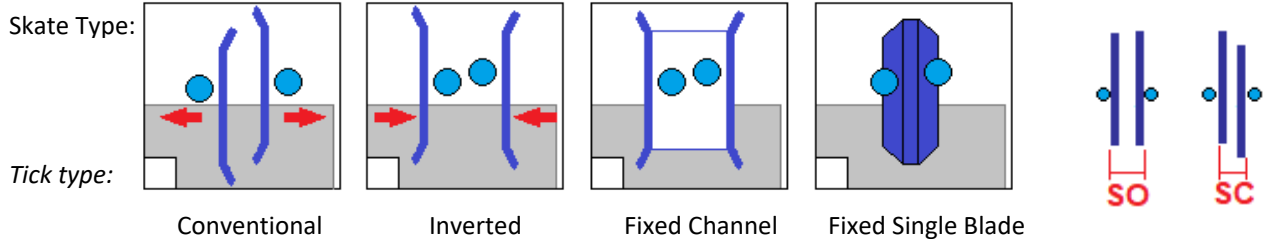
Clear Opening: mm Clear Height (HL): mm Quantity:

Door Hand

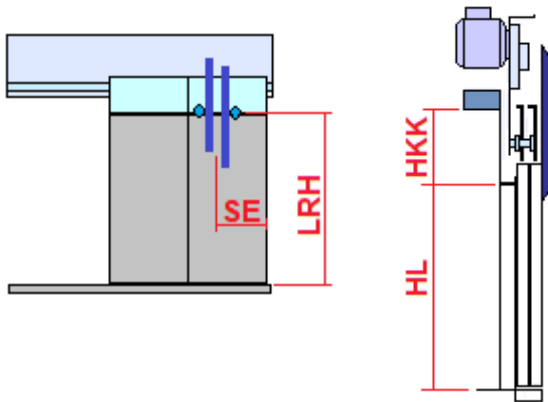
Panels Quantity

Open to Right (from landing) T1 T2 T3
 Open to Left (from landing) T1 T2 T3
 Centre Parting C2 C4 C6

Skate Detail

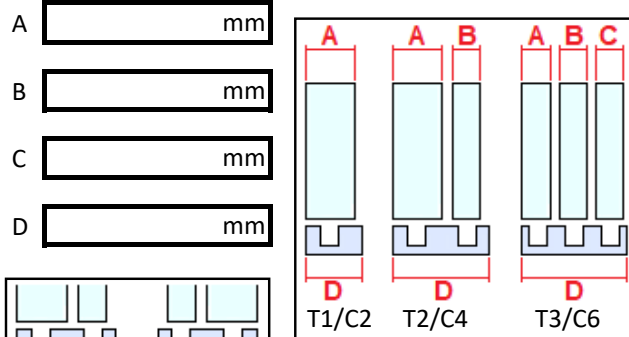


Skate Centre to Panel Front Edge (SE): mm Skate Open (SO): mm
 Lock Roller Height (LRH): mm Skate Closed (SC): mm
 External Car Height (HKK): mm *(for fixed type fill in SC only)*



Door Panel Finish:

Panel & Sill Detail



Running Clearance (RC): mm

Photos Required

Please provide photos showing a front view of the car door operator -
Typically showing the operator, door drive, skate assembly and door panel fixing method as shown below:



Any Additional Comments:

Global Lift Equipment Ltd.
H42/43 Ashmount Enterprise Park, Flint, Flintshire, CH6 5YL.
T: 01352 735400 E: sales@global-lift.com www.global-lift.com

