

Existing: Aurex / Ceam / Express Cycloidal / Express E type / Fermator / IGV / Klefer / Monitor / Otis 6970 / Otis 09550T / Otis 0955OCC
Otis MRDS / Otis Techna / Prisma / Schindler QKS8 / QKS9 / QKS11 / Varidor10 / Selcom 3201 / Sematic 2000 / Slycma

Company: Contact:
 Site Name: Email:
 Date: Tel:

Existing Door Equipment Detail

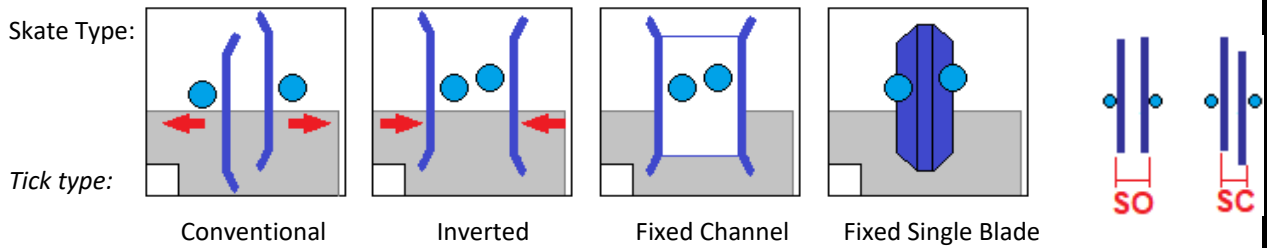
Existing Car Door Manufacturer: Model:

Door Detail

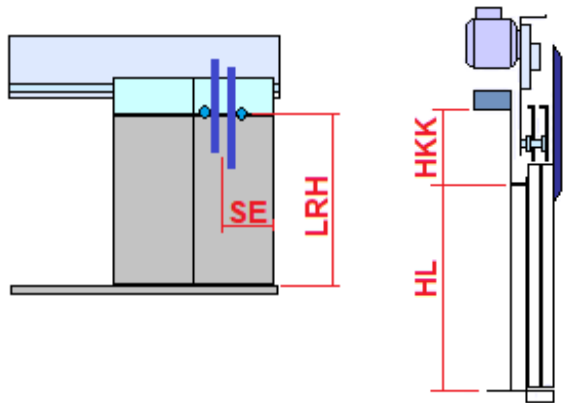
Clear Opening: mm Clear Height (HL): mm Quantity:

Door Hand	Panels Quantity		
Open to Right (from landing) <input type="checkbox"/>	T1 <input type="checkbox"/>	T2 <input type="checkbox"/>	T3 <input type="checkbox"/>
Open to Left (from landing) <input type="checkbox"/>	T1 <input type="checkbox"/>	T2 <input type="checkbox"/>	T3 <input type="checkbox"/>
Centre Parting <input type="checkbox"/>	C2 <input type="checkbox"/>	C4 <input type="checkbox"/>	C6 <input type="checkbox"/>

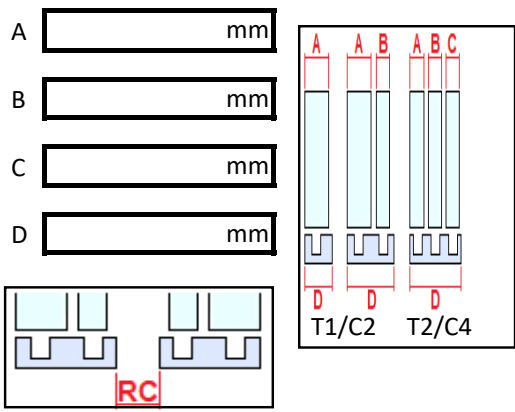
Skate Detail



Skate Centre to Panel Front Edge (SE): mm Skate Open (SO): mm
 Lock Roller Height (LRH): mm Skate Closed (SC): mm
 External Car Height (HKK): mm *(for fixed type fill in SC only)*



Panel & Sill Detail



Door Panel Finish:

Photos Required

Please provide photos showing a front view of the car door operator -
Typically showing the operator, door drive, skate assembly and door panel fixing method as shown below:



Any Additional Comments: